

STANLIB Multi-Manager Global Bond Fund

The Fund is a class fund of STANLIB Offshore Unit Trusts, which invests exclusively in the STANLIB Funds Limited - STANLIB Multi-Manager Global Bond Fund
As at 30.06.2019

STANLIB

Investment Description

This is a global-only portfolio and invests in fixed income markets across a range of durations, credit ratings, countries and currencies as well as sectors.
The STANLIB Multi Manager Global Bond Fund invests as a feeder fund into a class fund of STANLIB Funds Limited.

Suitable Investors

- Diversified fixed income exposure, including government bonds, corporates bonds, inflation linked bonds, high yield as well as various currencies
- Who understand that the exposure to riskier assets within the fixed income universe as well as the foreign currency exposure comes with higher volatility
- Who understand that the Fund may underperform the market significantly in the short term in pursuit of long-term gains
- Who typically have an investment horizon of at least three to five years

Risk Rating



Income Growth

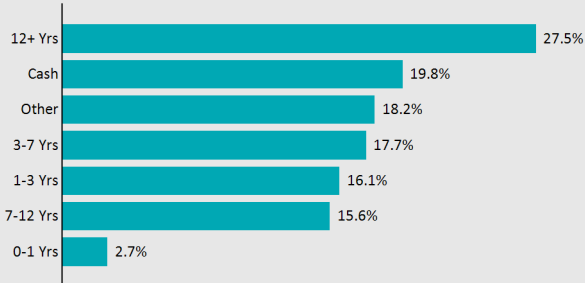
Annualised Performance (%)

	1 Year	3 Years	5 Years	10 Years
Class A	3.82	0.54	0.00	0.00
Class B1	3.83	0.00	0.00	0.00
Benchmark	6.02	1.95	1.35	3.13
Sector Average	5.21	2.10	0.48	3.03

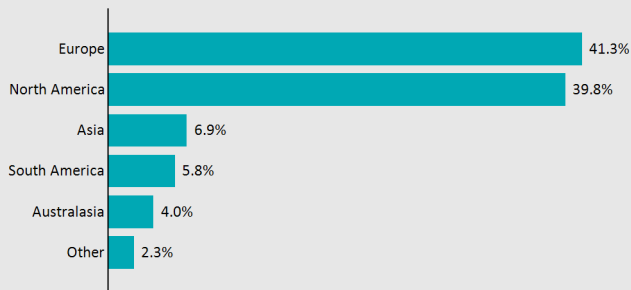
Underlying Fund Managers

Amundi Asset Management
BlackRock
Brandywine Global Investment Management
PIMCO

Maturity/Duration



Geographic allocation



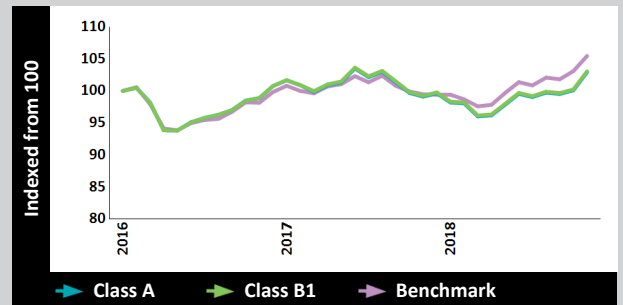
Portfolio Facts

Portfolio Manager(s)	Kent Grobbelaar and Renate Potgieter (STANLIB Multi-Manager)	
Portfolio Size (NAV)	\$ 123,849.17	
Benchmark	Bloomberg Barclays Multiverse Total Return Index	
Sector	Morningstar Global Bond - Average	
	Class A	Class B1
Denominated in	USD	USD
Launch Date	18 Feb 2016	18 Feb 2016
Minimum Investment		
Initial	\$2,500	\$2,500
Subsequent	\$1,000	\$1,000
ISIN No.	JE00BZ96XP97	JE00BZ96XQ05
SEDOL	BZ96XP9	BZ96XQ0
Bloomberg Code	STMMGBC:JY	SMMGBB1:JY

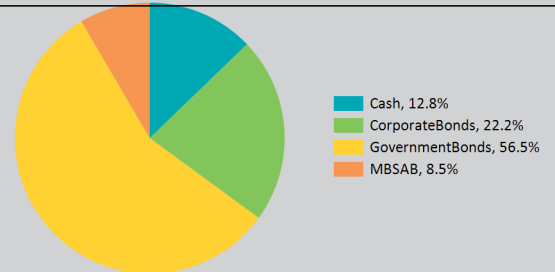
	Class A		Class B1	
	1 Year	3 Year	1 Year	3 Year
Advisor Fee ¹	0.25	0.25	0.00	0.00
Management Fee	0.40	0.40	0.40	0.40
Underlying Fund Fees	0.68	0.68	0.68	0.68
Other ²	0.12	0.12	0.12	0.12
Total Expense Ratio (TER)³	1.45	1.45	1.20	1.20
Transactional Costs⁴	0.00	0.00	0.00	0.00
Total Investment Charges	1.45	1.45	1.20	1.20

- ¹ The A Class includes an ongoing adviser fee
- ² Other includes: bank charges, custody fees, sundry income, audit & trustee fees
- ³ The TER is a measure of the actual expenses incurred by the Fund over a 1 and 3-year period (annualised) ending 31 May 2019
- ⁴ Transaction Costs include: brokerage, Securities Transfer Tax [STT], STRATE, Levies and VAT.

Cumulative Returns - Since Inception



Physical See Through Asset Allocation %



STATUTORY DISCLOSURE AND GENERAL TERMS & CONDITIONS

Collective investment schemes in securities are generally medium to long-term investments. The value of participatory interests may go down as well as up and investors may get back less cash than originally invested. Past performance is not necessarily a guide to the future. An investment in the participations of a collective investment scheme in securities is not the same as a deposit with a banking institution. Fluctuations or movements in exchange rates may cause the value of underlying international investments to go up or down. Participatory interest prices are calculated on a net asset value basis, which is the total value of all assets less liabilities in the Class Funds including any provisions made for any purchase, fiscal or other charges that would have been incurred had all the assets of the relevant class fund been bought or sold at that time, divided by the number of participatory interests in issue. Please refer to the prospectus for more details on the charges and expenses that may be recovered from the Class Funds. Participatory interests are priced daily using the forward pricing method. The Class Funds may borrow up to 10% of the market value of the Class Funds to bridge insufficient liquidity as a result of the redemption of participatory interests. Collective investment schemes are traded at ruling prices and can engage in borrowing and scrip lending. A schedule of fees and charges and maximum commissions is available on request from STANLIB Fund Managers Jersey Limited, ("the Manager"). The Class Funds of the STANLIB Offshore Unit Trusts scheme, with the exception of the Managed Fund Class Funds, are Feeder Funds which only invest in the participatory interests of a single Class Fund of a collective investment scheme. The Managed Fund Class Funds within the STANLIB Offshore Unit Trusts scheme are Fund of Funds Class Funds which only invest in other collective investment schemes, which levy their own charges, which could result in a higher fee structure for these funds. In addition to the annual management charge, other fees are incurred by the trust (trustee, custodian and general expenses). There is no sales tax applicable in Jersey. Commission and incentives may be paid and if so, are included in the overall costs. The Class Funds of STANLIB Offshore Unit Trusts scheme are accumulation Class Funds and do not distribute income. Please refer to the prospectus of this scheme for more details, a copy of which is available on request from STANLIB Collective Investments (RF) Pty. Limited, ("STANLIB"), the address of which is 17 Melrose Boulevard, Melrose Arch, 2196, South Africa. The registered office of the Manager is Standard Bank House, 47-49 La Motte Street, St Helier, Jersey, Channel Islands. The Trustee is Link Corporate Services (Jersey) Limited, 12 Castle Street, St. Helier, Jersey, Channel Islands. The representative agreement exists between STANLIB Collective Investment (RF) Pty. Limited and STANLIB Fund Managers Jersey Limited. The Manager and Trustee are approved by the Jersey Financial Services Commission to conduct Fund services business. The Trust is regulated as a Collective Investment Fund by the Jersey Financial Services Commission. Figures quoted are from Morningstar for the period ending 30/04/2018 for a lump sum investment using NAV-NAV prices. Liberty is a member of the Association of Savings and Investment of South Africa. The manager does not provide any guarantee either with respect to the capital or the return of a portfolio. The manager has a right to close the portfolio to new investors in order to manage the portfolio more efficiently in accordance with its mandate.

PERFORMANCE DISCLOSURE

Performance is calculated by STANLIB Multi-Manager (Pty) Ltd as at month end for a lump sum investment using net asset value (NAV) prices with income reinvestments done on the ex-dividend date. All underlying price and distribution data is sourced from Morningstar. Performance figures are quoted after the deduction of all costs including manager fees, and trading costs incurred within the Fund. Note that individual investor performance may differ as a result of actual investment date, the date of reinvestment of distributions and dividend withholding tax, where applicable. Annualised performance figures represent the weighted average compound growth rate over the performance period measured. Past investment returns are not indicative of future returns and no guarantee is provided with respect to capital or return of the Fund.

Trustee/Custodian Link Corporate Services (Jersey) Limited, 12 Castle Street, St. Helier, Jersey, Channel Islands.

Contact Details - STANLIB COLLECTIVE INVESTMENTS (RF) PTY LIMITED Reg. No. 1969/003468/07 17 Melrose Boulevard, Melrose Arch, 2196, PO Box 203, Melrose Arch, 2076

T 0860 123 003 W stanlib.com and/or stanlibmultimanager.com

Compliance number: 96ZB24

Published on: 31 July 2019