

STANLIB Multi-Manager Bond Fund

Monthly Fact Sheet as at 30 June 2023

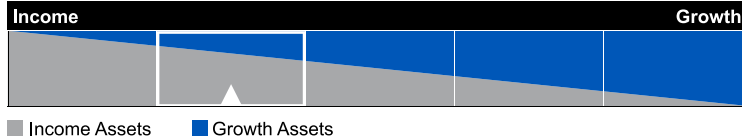
Investment description

The Fund invests in South African interest bearing securities, consisting of a wide variety of bonds, including but not limited to government bonds with varying sensitivity to interest rates at various terms (collectively known as duration), listed and unlisted corporate bonds, inflation linked bonds as well as a component of cash to manage liquidity requirements. The Fund aims to deliver returns ahead of the JSE All Bond Index over time.

Suitable investors

- Who wish to diversify single manager risk;
- Who seek a bond building block for a diversified multi-asset class portfolio;
- Who seek a steady long-term income stream and some capital growth;
- Who understand that bonds have similar risks associated with high levels of inflation and interest rates;
- Who understand that bonds also entail a portion of credit risk.

Portfolio characteristics



Performance and risk

Returns (%)	1yr	3yrs	5yrs	7yrs	Launch
Class B1					
Class	8.28	7.80	7.37	7.95	7.31
Rank/Out of	20/62	16/47	11/39	8/31	8/26
Sector Average	7.24	7.39	6.77	7.04	6.67
Benchmark	8.23	7.60	7.39	7.86	7.11
Highest	8.28	16.54	16.54	16.54	16.54
Lowest	-0.10	-0.10	-3.85	-3.85	-3.85

Returns (%) shown are cumulative for all periods shorter than or equal to 1 year and annualised for all periods greater than 1 year.

Highest - this reflects the highest 12 month return during the period.

Lowest - this reflects the lowest 12 month return during the period.

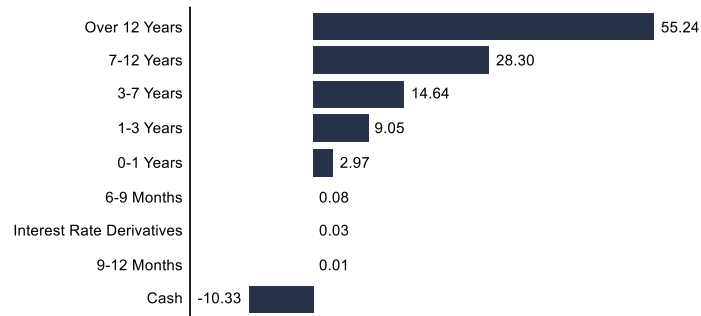
Annualised deviation (volatility)	B1	Benchmark
3 years	7.47	7.01

Annualised deviation - the standard deviation of the Fund's monthly returns. This is a measure of how much an investment's monthly returns vary from its average monthly return over the time period.

Underlying managers

Coronation Fund Managers
Futuregrowth Asset Management
STANLIB Bond Fund

Sector allocation (look through) (%)



Modified duration

Fund	6.28 years
Benchmark	5.93 years

Portfolio facts

Portfolio Manager(s)	Lubabalo Khenyane and Malcolm Holmes
Sector	South African - Interest Bearing - Variable Term
Size	R 701.69 million
Income distribution	Net income is calculated and accrued daily and is declared and distributed quarterly.
Income declaration	31 March, 30 June, 30 September, 31 December
Benchmark	JSE All Bond Composite Index (ALBI)
Class B1	
Launch	01 April 2015
Number of units	13,499,264.37
NAV Price (cents per unit)	90.64
Minimum investment requirements -	
Lump sum	R 5,000
Monthly debit order	R 500
ISIN number	ZAE000203386
JSE code	SMFB1

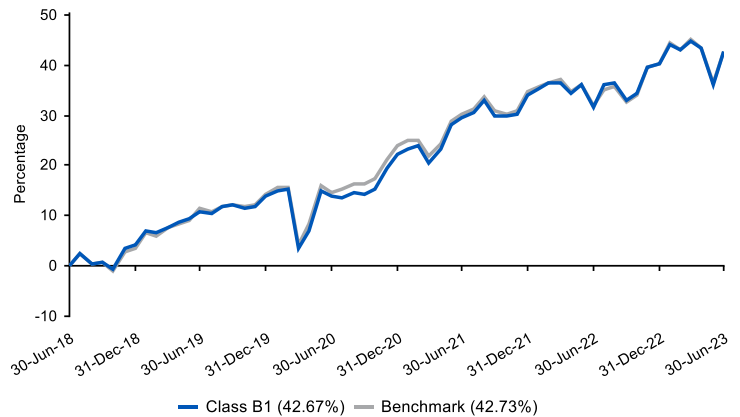
Annual costs breakdown (% p.a. incl. VAT)	Class B1	
	1 yr	3 yrs
Cost ratio data as at 31/03/2023		
Annual management fee	0.69	0.69
Underlying fund fees	0.00	0.00
Other ¹	0.04	0.02
Total Expense Ratio (TER)²	0.73	0.70
Transaction Costs (TC)³	0.00	0.00
Total Investment Charges (TIC)	0.73	0.70

¹ Other includes bank charges, custody fees, sundry income, audit & trustee fees.

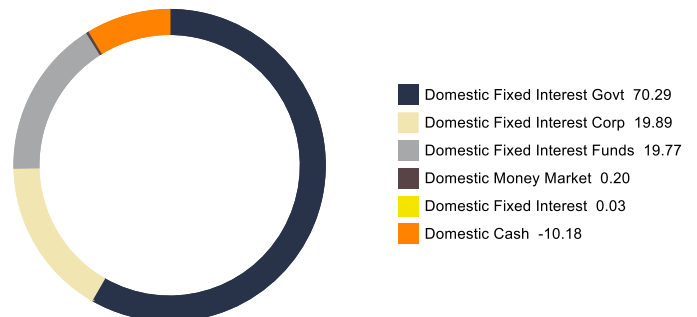
² TER is a measure of the actual expenses incurred per annum by the portfolio class.

³ TC includes brokerage, Securities Transfer Tax (STT) and STRATE levies.

Cumulative performance (%) over 5 Years



Asset allocation (%)



Income distributions (cents per unit)

Declared:	Jun 23	Mar 23	In last 12 months	2022
Class B1	2.53	2.29	8.92	8.43